

Two New Species of *Protocedroxylon* Gothan (Pinaceae) from the Middle Jurassic of Eastern Inner Mongolia, NE China

ZHANG Yujin^{1,2}, TIAN Ning^{3,4,*}, ZHU Zhipeng³, WANG Yongdong^{4,5,*}, WU Xinwei¹,
ZHANG Zhibin¹, ZHANG Chao¹, SI Qiuliang¹ and MA Yongfei¹

¹ Shenyang Center of the Geological Survey, CGS, Shenyang 110034, China

² College of Earth Sciences, Jilin University, Changchun, 130061, China

³ College of Palaeontology, Shenyang Normal University, Shenyang 110034, China

⁴ State Key Laboratory of Palaeobiology and Stratigraphy, Nanjing Institute of Geology and Palaeontology, CAS, Nanjing 210008, China

⁵ Center for Excellence in Life and Palaeoenvironment, Chinese Academy of Sciences, Nanjing 210008, China

Abstract: Two new coniferous wood taxa, *Protocedroxylon zhangii* sp. nov. and *P. zhalantunense* sp. nov., are described from the Middle Jurassic Wanbao Formation in Zhalantun City, Inner Mongolia, NE China. The new discovery represents the first record of petrified wood in the Wanbao Formation, and contributes to further understanding the floral composition, especially that of the forest, of the Wanbao Formation. Anatomically, the two new species are characterized by having a mixed type of radial pitting and Abietineentüpfelung. In extant conifers, Abietineentüpfelung is considered to be characteristic of the wood of Pinaceae. The new discovery further indicates that the first occurrence of Abietineentüpfelung in conifer-like wood should be earlier than the Kimmeridgian. The palaeolatitudinal distribution pattern of *Protocedroxylon* indicates that the genus is a palaeobiogeographically consistent group, which was probably restricted to wetter and cooler temperate climates. In combination with distinct growth rings, the occurrence of *Protocedroxylon* suggests that a cool temperate and seasonal climate might have prevailed during the sedimentation period of the Wanbao Formation in eastern Inner Mongolia, NE China. Such a view is also in agreement with the palaeoclimatic conditions indicated by the plant megafossils of the Wanbao Formation.

Key words: *Protocedroxylon*, Pinaceae, Wanbao Formation, Middle Jurassic, Inner Mongolia

1 Introduction

Abundant and diverse petrified woods have been described in China ranging in time from the Late Palaeozoic to the Cenozoic (Zhang Wu et al., 2006). As of 2006, 181 species referred to 106 genera of petrified wood have been reported in China (Zhang Wu et al., 2006). Amongst them, 33 species referred to 17 genera of petrified wood were reported from Jurassic deposits in China (Wang et al., 2009). Thereafter, an increasing number of Jurassic petrified woods were reported from both Northern and Southern Phytoprovinces of China during the past decade (e.g., Jiang et al., 2008; Fu Junyu et al., 2012; Jiang Zikun et al., 2012, 2016a, b; Zheng Yuejuan et al., 2013; Feng et al., 2015; Tian Ning et al.,

2015; Zhang Feng et al., 2015, 2016; Wang Yongdong et al., 2017). Palaeogeographically, most of the Jurassic petrified woods were reported in northern China, especially in Northeast China (e.g., Liaoning, Jilin and Heilongjiang Provinces). However, Jurassic petrified wood records had yet to be documented in eastern Inner Mongolia, which is also located in Northeast China.

The Middle Jurassic Wanbao Formation, known as a coal-bearing stratum, is well developed and widely distributed in Northeast China. Diverse plant megafossils have been described from this formation, represented by Sphenophyllales, Filicales, Bennettitales, Cycadales and Coniferales (Yang Xuelin and Sun Liwen, 1985). All these plant remains are represented by leaf impressions/compressions. No permineralized plant fossils have so far

* Corresponding author. E-mail: Tianning84@163.com; ydwang@nigpas.ac.cn

been reported from this formation. During our recent geological survey in the Longjiang Basin, northeastern China, some well-preserved, petrified wood remains were collected from the Middle Jurassic Wanbao Formation in Zhalantun City, Inner Mongolia. Two new wood species of Pinaceae, i.e., *Protocedroxylon zhalantunense* sp. nov. and *P. zhangii* sp. nov., are recognized. The new discoveries represent the first record of petrified wood in the Wanbao Formation, as well as the first record of Jurassic petrified wood in Inner Mongolia, and they contribute to a greater understanding of the floral composition and palaeoclimatic conditions of the Wanbao Formation in the Middle Jurassic.

2 Materials and Methods

The studied fossil wood material consists of two well-preserved silicified wood fragments, collected from the Middle Jurassic Wanbao Formation in Aiguo Village of Moguqi Town, Zhalantun City, Inner Mongolia, Northeast China (47°26'52"N, 122°27'20"E) (Fig. 1). The fossil locality of Zhalantun City is localized to the northwestern edge of the Longjiang Basin. The fossil wood bearing strata lithologically consist of conglomerates, pebbly sandstones, medium-fine sandstones and siltstones, and represent a set of fluvio-lacustrine clastic sedimentary deposits. In the fossil locality, the Wanbao Formation is lithologically divided into 14 beds, and the fossil wood remains were collected from layer 5 (Fig. 2). Originally, the fossil wood-bearing deposits were considered to

belong to the Lower Cretaceous Damoguaihe Formation. Then Ding QiuHong et al., (2010) proposed that it should be treated as the Middle Jurassic Wanbao Formation, based on evidence of regional stratigraphic correlations. During our recent geological survey in this region, in addition to petrified wood, numerous well-preserved plant and sporopollen fossils were also found in these deposits. Preliminary investigation shows that both the floral assemblage (*Coniopteris-Pheonicopsis-Raphaelia*) and the palynological assemblage (*Cyclogranisporites-Alisporites*) are of typical Early to Middle Jurassic character (Zhang Yujin et al., 2018). The radioisotope dating data (165.2±1.7 Ma and 162.1±1.6 Ma) for two tuff samples from two layers of the Wanbao Formation at the current fossil locality indicate that the Wanbao Formation is late Middle Jurassic in age (Zhang Yujin et al., 2018).

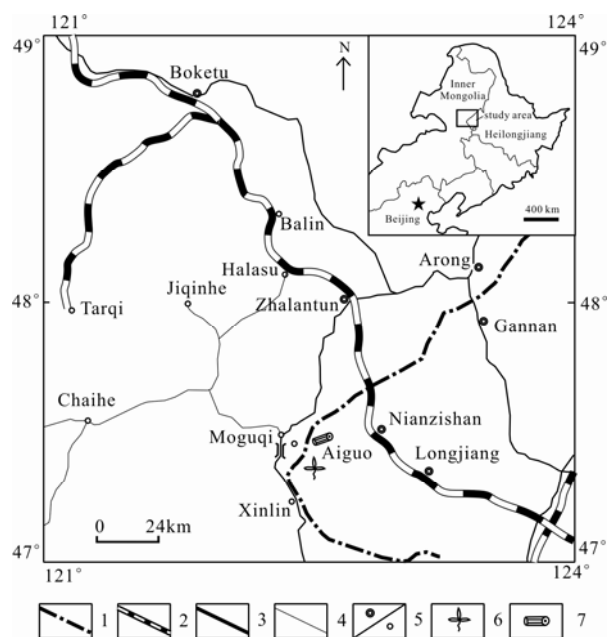


Fig. 1. Geographic position of the fossil locality in Zhalantun City, Inner Mongolia, NE China.

(1), provincial boundary; (2), railway; (3), national highway; (4), county road; (5), county, town and village; (6), plant fossil; (7), fossil wood.

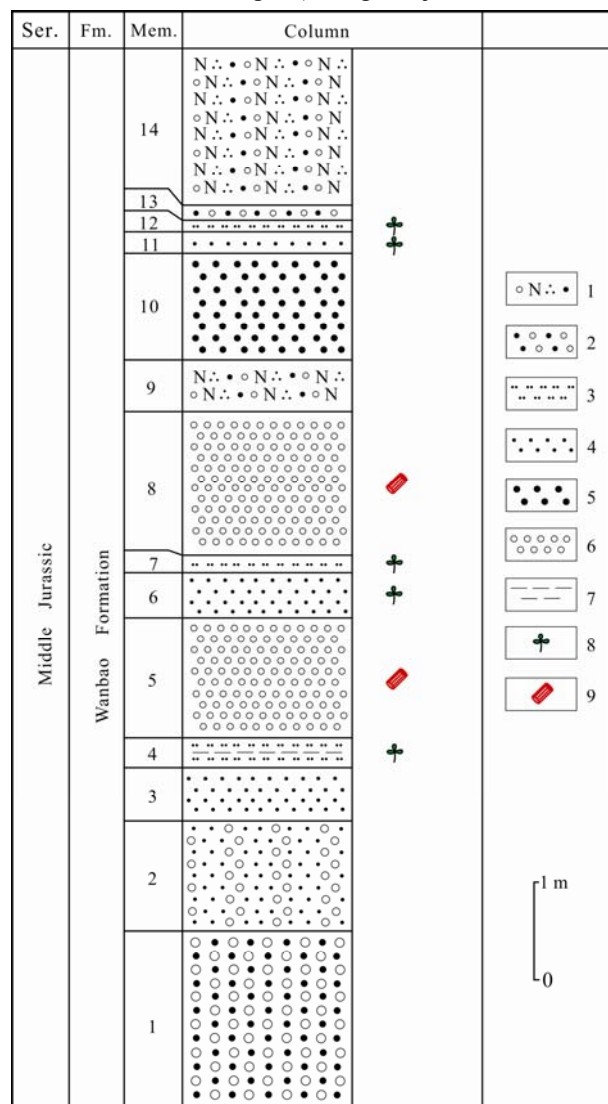


Fig. 2. Stratigraphic column of the Middle Jurassic Wanbao Formation in Zhalantun City, Inner Mongolia, NE China.

(1), feldspar-quartz sandstone; (2), pebbly sandstone; (3), siltstone; (4), fine sandstone; (5), coarse sandstone; (6), conglomerate; (7), mudstone; (8), plant fossil; (9), fossil wood.

Therefore, the age of the present fossil wood is considered to be Middle Jurassic.

The petrified wood specimens were cut transversely, longitudinally and tangentially into several thin sections. These sections were prepared by standard methods, including cutting, grinding and polishing preparations (Hass and Rowe, 1999). Photographs were taken with Scope Image 9.0 (H3D) Software adapted to a Yongxin BM2000 Microscope. The fossil wood specimens and correlated slides described in this paper are housed in the Shenyang Center of the Geological Survey, CGS, Shenyang, China, with the registration numbers AGC-02 (A-F) and AGC-03 (A-C). Fossil wood description follows the standardized terminologies of the IAWA Committee (2004) and Philippe and Bamford (2008).

3 Systematics

Class Coniferopsida

Order Coniferales

Family Pinaceae

Genus *Protocedroxylon* Gothan 1910

Type species: *Protocedroxylon araucarioides* Gothan 1910

Species: *Protocedroxylon zhangii* sp. nov. Zhang, Tian et Wang

Holotype: AGC-02 (A-F).

Type locality: Aiguo Village of Moguqi Town, Zhalantun City, Inner Mongolia.

Horizon and age: Wanbao Formation, Middle Jurassic.

Repository: The specimen and slides are housed in the Shenyang Center of the Geological Survey, CGS, Shenyang, China.

Etymology: The specific epithet *zhangii* honors the late Prof. Zhang Wu from the Shenyang Center of the Geological Survey, CGS, who outstandingly contributed to the study of Mesozoic fossil wood in China.

Specific diagnosis: Homoxylous secondary xylem with distinct growth rings; tracheid radial wall pitting mostly uniseriate and separated, or occasionally biseriate alternate; early wood cross-fields usually with 1–4 (mostly 1–2) cupressoid pits; ray cell walls strongly pitted; axial traumatic resin canals present; Abietineentüpfelung (pitted transverse ray cell walls) present.

Description: The present fossil wood specimen (AGC-02) is preserved as a fragment of secondary xylem. In transverse section, the growth rings are distinct, ca. 1.2–3.0 mm wide, with differentiated early wood and late wood (Fig. 3a). The transition from early to late wood is gradual (Fig. 3b), late wood zone being usually narrow (3–5 tracheid layers). Within the early wood zone, the tracheid cells are large, polygonal and thin-walled (Fig. 3b).

Meanwhile, the late wood zone consists of rectangular and thick-walled tracheid cells (Fig. 3b). Axial traumatic resin canals are well-developed, and commonly occur within the early wood zone near the growth rings (Fig. 3c–e). The resin canals with an irregular polygonal outline are generally tangentially arranged to form a line with a maximum length of over 6 mm (Fig. 3c). The epithelial cells of the axial resin canal are thick-walled (Fig. 3f).

In longitudinal radial section, the bordered pits on the tracheid walls are mixed type. The pits, 10–15 μ m in diameter, are mostly rounded and distant (Fig. 4a–b), and locally biseriate alternate (Fig. 4c–d). Each cross-field contains 1–4 (mostly 1 or 2) pits, arranged in one horizontal row (Fig. 5b, d). The cross-field pits are mostly cupressoid (Fig. 5d). Rays are homogeneous, with strongly pitted horizontal walls and nodular end walls (Fig. 5a, c). In radial view, the axial traumatic resin canals have a width of 0.15–0.25 mm (Fig. 4e–g). Helical thickenings are absent on the tracheid walls.

In longitudinal tangential section, the rays are mostly uniseriate with a height of 1–17 (mostly 1–8) cells (Figs. 5e–f; 6a). Intercellular spaces occur between adjacent ray cells (Fig. 5f). Typical Abietineentüpfelung (pitted transverse ray cell walls) are present (Fig. 5g).

Species: *Protocedroxylon zhalantunense* sp. nov. Zhang, Tian et Wang

Holotype: AGC-03 (A–C).

Type locality: Aiguo Village of Moguqi Town, Zhalantun City, Inner Mongolia.

Horizon and age: Wanbao Formation, Middle Jurassic.

Repository: The specimen and slides are housed in the Shenyang Center of the Geological Survey, CGS, Shenyang, China.

Etymology: The specific epithet *zhalantunense* is named after the fossil locality Zhalantun City in Inner Mongolia.

Specific diagnosis: Homoxylous secondary xylem with distinct growth rings; tracheid radial wall pitting mixed type, mostly uniseriate continuous or bi-triseriate alternate, occasionally uniseriate distant or biseriate opposite; early wood cross-fields containing 2–4 cupressoid pits arranged in 1–2 horizontal rows; ray cells homogeneous, with pitted horizontal walls and nodular end walls; axial traumatic resin canals present; Abietineentüpfelung present.

Description: The present fossil wood specimen (AGC-03) is preserved as a fragment of secondary xylem. In transverse section, the growth rings are distinct, with a relatively narrow width ranging from 0.1 to 0.5 mm (Fig. 7a–b). The transition from early to late wood is abrupt (Fig. 7a–b). The tracheid cells of the early wood are rectangular, square or irregularly polygonal in shape, with

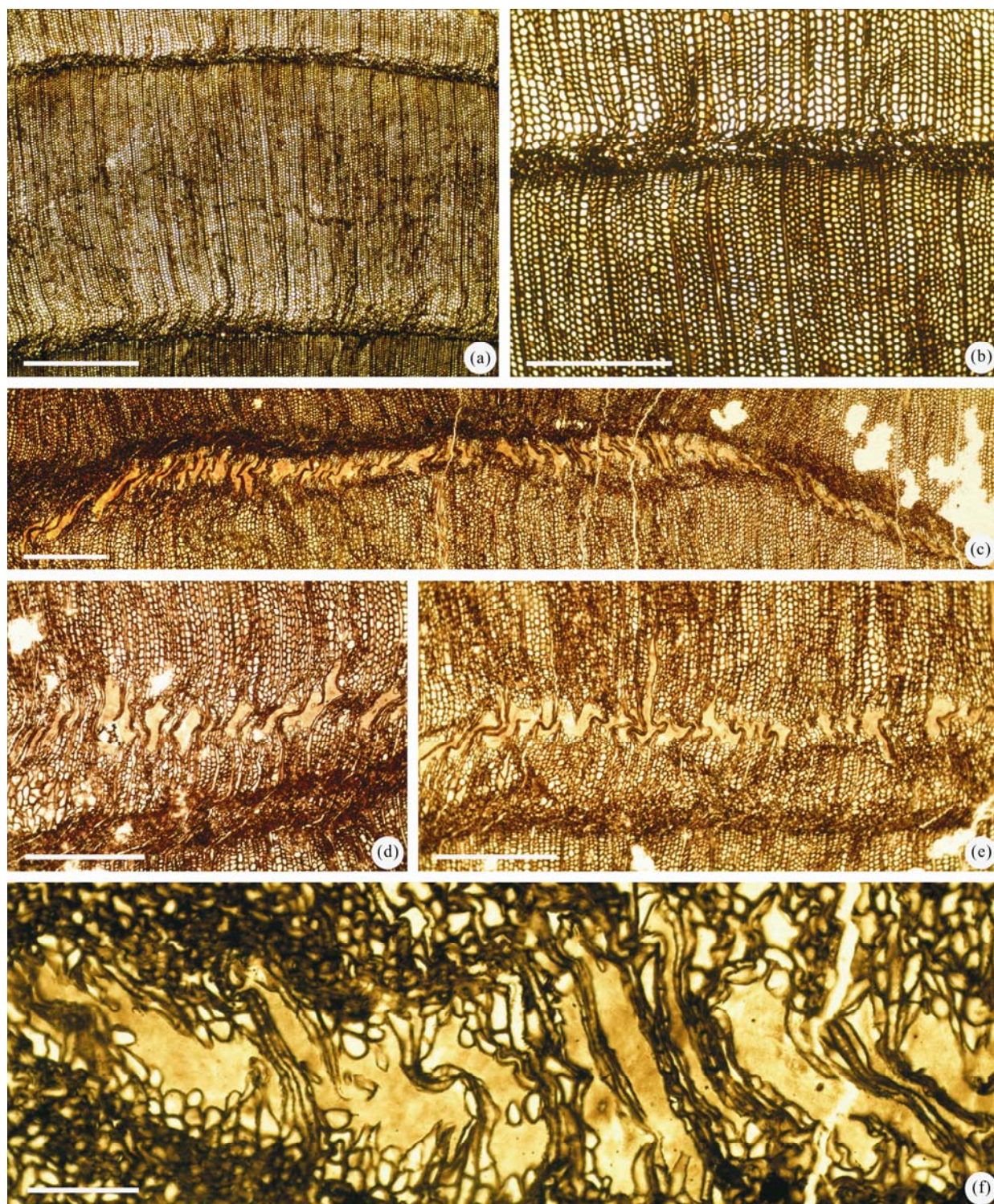


Fig. 3. *Protocedroxylon zhangii* sp. nov. (AGC-02-A, B) from the Jurassic Wanbao Formation in Inner Mongolia, NE China. (a), transverse section, showing distinct growth rings, scale bar=1 mm; (b), transverse section, showing the gradual transition from early to late wood, scale bar=0.5 mm; (c-e), transverse section, showing tangentially arranged axial traumatic resin canals in the early wood zone, scale bar=0.5 mm. (f), transverse section, showing details of the axial traumatic resin canal, scale bar=0.1 mm.

a size from $10 \times 20 \mu\text{m}$ to $30 \times 50 \mu\text{m}$ (Fig. 7c). The late wood zone is quite narrow with only 1–3 layers of tracheid cells (Fig. 7c). Axial traumatic resin canals are well-developed, and commonly occur within the early wood

zone (Fig. 7d). These resin canals are generally ordered in a tangential line (Fig. 7b). The resin canals are mostly rounded in transverse view, with a diameter ranging from 15 to $60 \mu\text{m}$ (Fig. 7d).

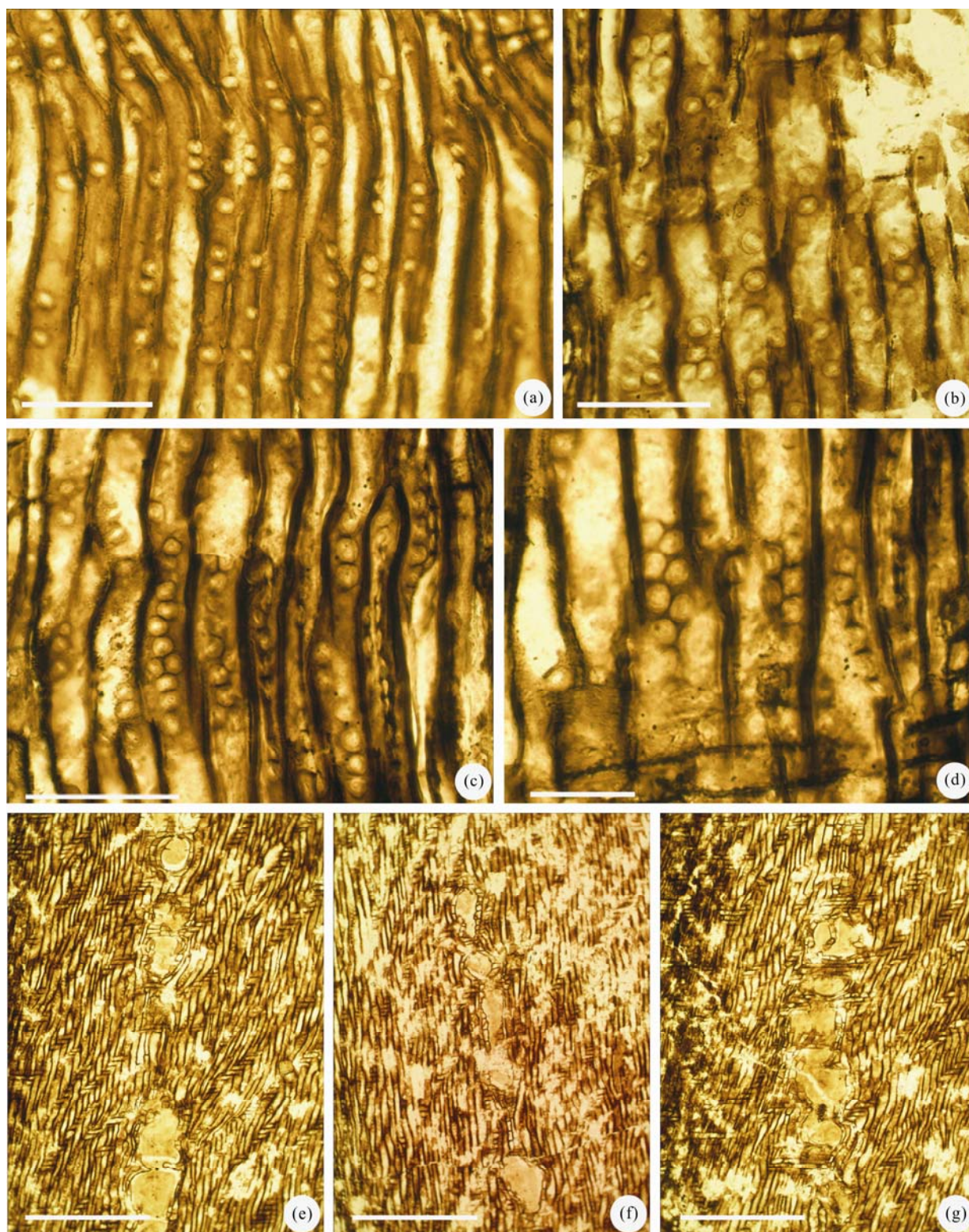


Fig. 4. *Protocedroxylon zhangii* sp. nov. (AGC-02-C, D) from the Jurassic Wanbao Formation in Inner Mongolia, NE China. (a), radial section, showing uniseriate distant bordered pits, scale bar=0.1 mm; (b), radial section, showing uniseriate distant and locally biseriate opposite bordered pits, scale bar=0.1 mm; (c), radial section, showing uniseriate and contiguous bordered pits, scale bar=0.1 mm; (d), radial section, showing biseriate alternate bordered pits, scale bar=0.05 mm; (e-g), radial section, showing the radial view of the axial traumatic resin canal, scale bar=0.5 mm.

In longitudinal radial section, the bordered pits on the tracheid walls are uni-triseriate with a diameter of 13–15 μm (Fig. 7e–h). The uniseriate ones are mostly continuous

(Fig. 7e), and locally distant (Fig. 7g); while the bi-triseriate ones are mostly rounded and alternate (Fig. 7e–f), occasionally opposite (Fig. 7h). The cross-field pits are

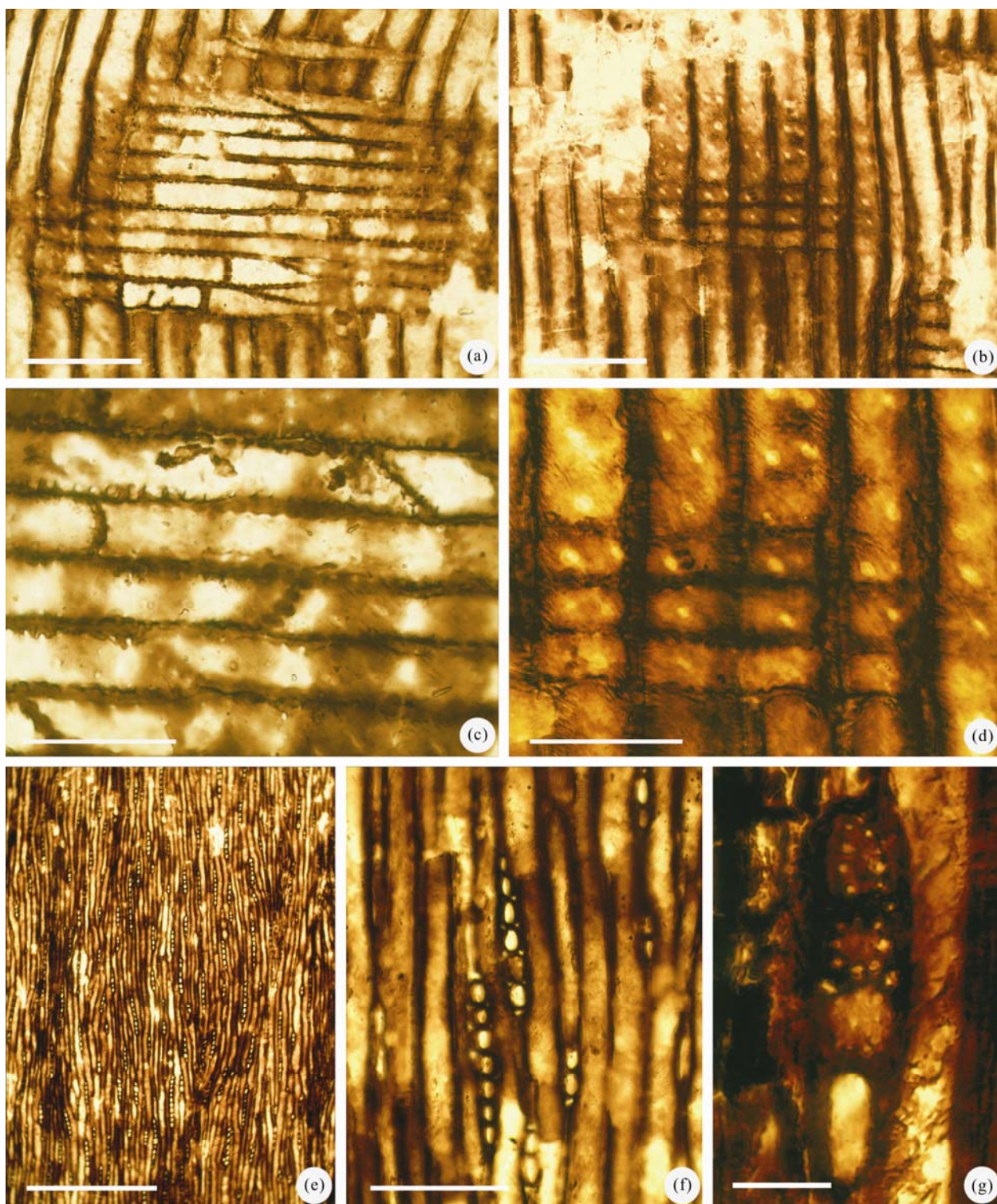


Fig. 5. *Protocedroxylon zhangii* sp. nov. (AGC-02-D, E) from the Jurassic Wanbao Formation in Inner Mongolia, NE China.

(a), radial section, showing the ray cells, with pitted horizontal walls and nodular end walls, scale bar=0.1 mm; (b), radial section, showing the cross-field with 1-4 cupressoid pits arranged in one horizontal row, occasionally taxodioid, scale bar=0.1 mm; (c), radial section, showing details of pitted horizontal walls and the nodular end walls of the ray cells, scale bar=0.05 mm; (d), radial section, showing details of the cross-field, each cross-field bears 1-4 cupressoid pits, scale bar=0.05 mm; (e), tangential section, showing the ray cells, scale bar=0.5 mm; (f), tangential section, showing details of the ray cells with intercellular space, scale bar=0.1 mm; (g), tangential section, showing typical Abietineentüpfelung, scale bar=25 μ m.

mostly cupressoid (Fig. 8c). Each cross-field contains 2-4 pits, which are arranged in one to two horizontal rows (Fig. 8b, c). Helical thickenings are absent in the tracheid

walls. Ray cells are homogeneous, with strongly pitted horizontal walls and nodular end walls (Fig. 8a-b).

In longitudinal tangential section, the rays are mostly

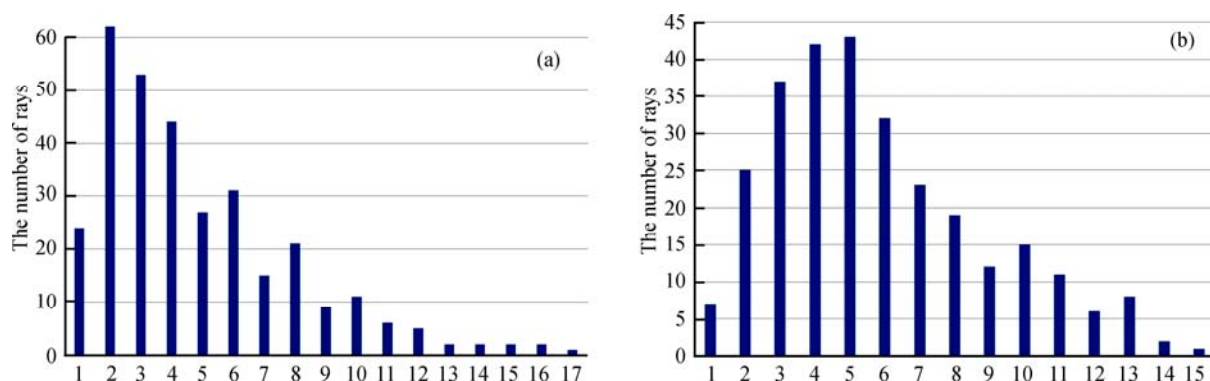


Fig. 6. Histogram showing the height frequency distribution of *Protocedroxylon zhangii* sp. nov. (AGC-02) and *P. zhalantunense* sp. nov. (AGC-03) from the Jurassic Wanbao Formation in Inner Mongolia, NE China.

(a), height frequency distribution of 293 rays in tangential longitudinal section of *Protocedroxylon zhangii* sp. nov.; (b), height frequency distribution of 260 rays in tangential longitudinal section of *P. zhalantunense* sp. nov.

uniseriate with a height of 1–15 (mostly 2–11) cells (Figs. 6b; 8d). Axial parenchyma occasionally occurs with smooth or slightly nodular transverse walls (Fig. 8e). Abietineentüpfelung (pitted transverse ray cell walls) are present (Fig. 8f).

4 Systematic Affinity and Comparisons

4.1 Systematic affinity

The present fossil wood specimens (AGC-02 & 03) are anatomically characterized by their mixed type of radial pitting and Abietineentüpfelung (pitted transverse ray cell walls). Such a combination of anatomical characters is typical of the so called ‘*Protocedroxylon*’ type of wood (fossil wood with mixed type of radial pitting and Abietineentüpfelung), including *Protocedroxylon* Gothan, *Araucariopitys* Hollick et Jeffrey, *Pityoxylon* Kraus, *Planoxylon* Stopes and *Protopiceoxylon* Gothan (Philippe and Bamford, 2008; Philippe and Hayes, 2010). All these generic names were proposed more than 100 years ago, and have been widely used for Mesozoic wood. However, the naming of the ‘*Protocedroxylon*’ type of wood is problematic (Philippe and Hayes, 2010).

The genus *Araucariopitys* was not validly published by Jeffrey (1907) for short shoots together with both primary structures and secondary xylem, as it was not wholly accepted by the author in the original publication (Art. 34.1). Then, in Jeffrey’s paper with Hollick (Hollick and Jeffrey, 1909), Jeffrey unambiguously and completely accepted the genus *Araucariopitys* Hollick et Jeffrey at the generic level. The genus *Protocedroxylon* was proposed by Gothan (1910) based on fossil wood from West Spitsbergen having the combination of characters of abietineous and araucarian conifers. Kräusel (1919) pointed out that *Araucariopitys* was a taxonomic synonym of *Protocedroxylon* Gothan (1910), at least as long as only the secondary xylem was considered. Eckhold (1923)

suggested that *Araucariopitys* and *Protocedroxylon* were taxonomical synonyms; however, he retained the younger name *Protocedroxylon*. Edwards (1925) pointed out that if these two genera were considered as taxonomic synonyms, the genus *Araucariopitys* Jeffrey should have priority. The genus *Planoxylon* was established by Stopes (1916) based on fossil wood material from New Zealand. Vogellehner (1968) further added *Metacedroxylon* Holden (1913) and *Planoxylon* Stopes (1916) to this synonymy. It should be noted that, Medlyn and Tidwell (1986) separated the genus *Planoxylon* from *Protocedroxylon* based on the difference in tracheal pitting. Philippe (2002) pointed out that *Metacedroxylon* Holden was an illegitimate junior nomenclatural synonym of *Protocedroxylon* Gothan. Additionally, on the basis of a detailed reinvestigation of a topotype of *Araucariopitys americana* Hollick et Jeffrey, Philippe and Hayes (2010) proposed that *Araucariopitys* Hollick et Jeffrey, *Protocedroxylon* Gothan and *Planoxylon* Stopes should not be considered as taxonomical synonyms, since *Araucariopitys* should be used only for short shoots with preserved pith and araucarioid cross-field pits (Philippe and Hayes, 2010). On the other hand, *Planoxylon* could be distinguished from *Protocedroxylon* by having usually more than five oculipores per early wood cross-field, as compared to rarely more than four small and distant oculipores in *Protocedroxylon* (Philippe and Hayes, 2010).

Then, with reference to the genus *Pityoxylon* Kraus, its lectotype from the Triassic of Germany bears both axial and radial resin canals (Andrews, 1955), which are otherwise unknown prior to the latest Jurassic (Creber, 1972). Philippe and Bamford (2008) proposed that this taxon needed further revision, and should not be used until this was done. The genus *Palaeopiceoxylon* is characterized by having both horizontal and vertical resin canals.

Based on the above discussion, it is reasonable for the

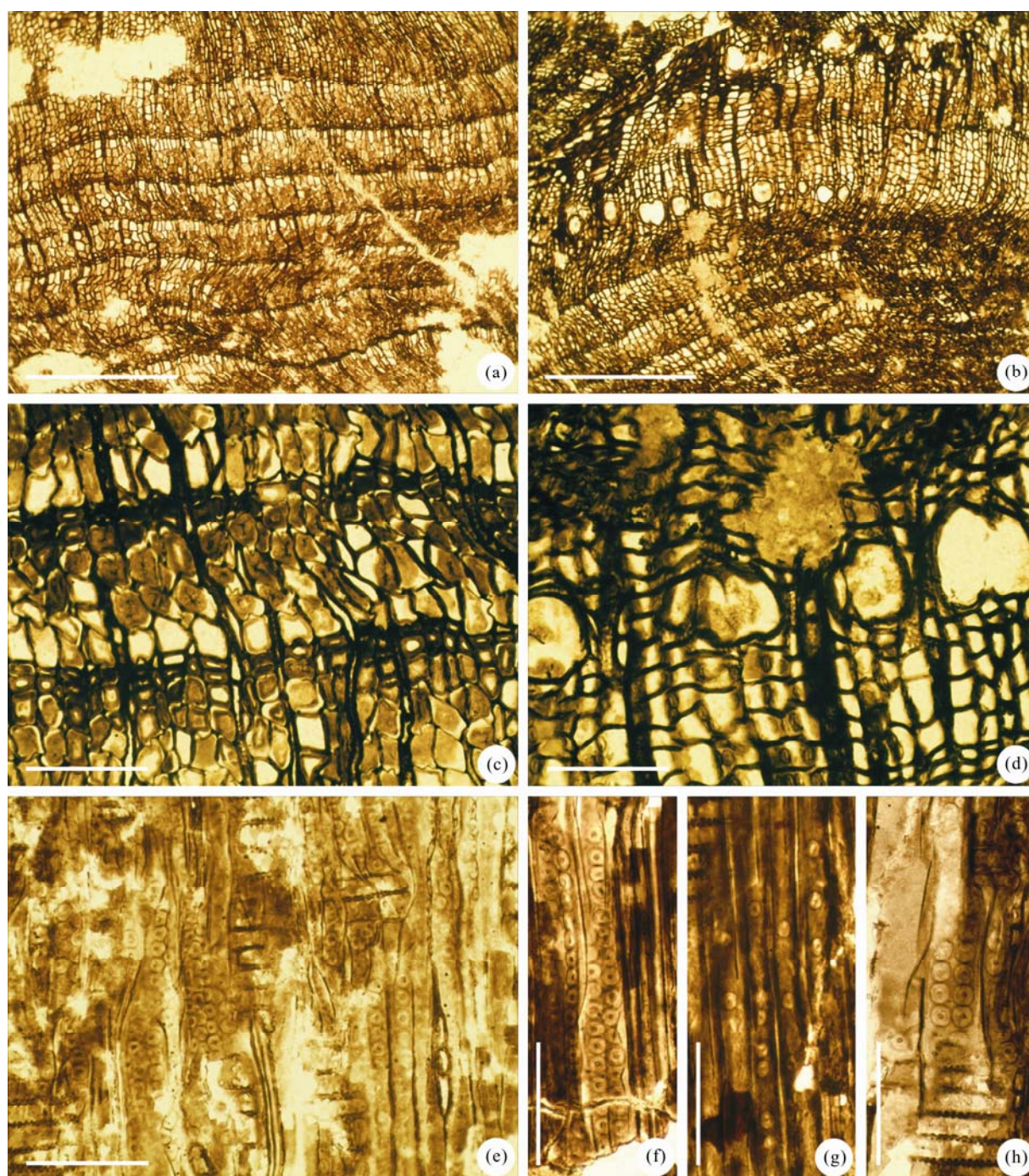


Fig. 7. *Protocedroxylon zhalantunense* sp. nov. (AGC-03-A, B) from the Jurassic Wanbao Formation in Inner Mongolia, NE China

(a), transverse section, showing distinct growth rings, axial traumatic resin canals, scale bar=0.5 mm; (b), transverse section, showing axial traumatic resin canals, scale bar=0.1 mm; (c), transverse section, showing details of the growth rings, scale bar=0.1 mm; (d), transverse section, showing details of the axial traumatic resin canal, scale bar=0.1 mm; (e), radial section, showing uni-triseriate bordered pits, scale bar=0.1 mm; (f), radial section, showing biseriate alternate bordered pits, scale bar=0.1 mm; (g), radial section, showing uniseriate and distant bordered pits, scale bar=0.1 mm; (h), radial section, showing biseriate sub-opposite bordered pits, scale bar=0.1 mm.

present two fossil wood specimens (AGC-02 & 03) to be assigned to the genus *Protocedroxylon* Gothan.

4.2 Comparisons

So far, an estimated 20 species have been reported worldwide referable to the genus *Protocedroxylon*

(Afonin, 2012; Ding et al., 2016), stratigraphically ranging from the Lower Triassic to the Upper Cretaceous (e.g., Shilkina and Khudayberdyev, 1971; Blokhina, 1975; Zhang Wu et al., 2006; Harland et al., 2006; Afonin, 2014) (Table 1). A detailed comparison is given between the present fossil material from Inner Mongolia and other

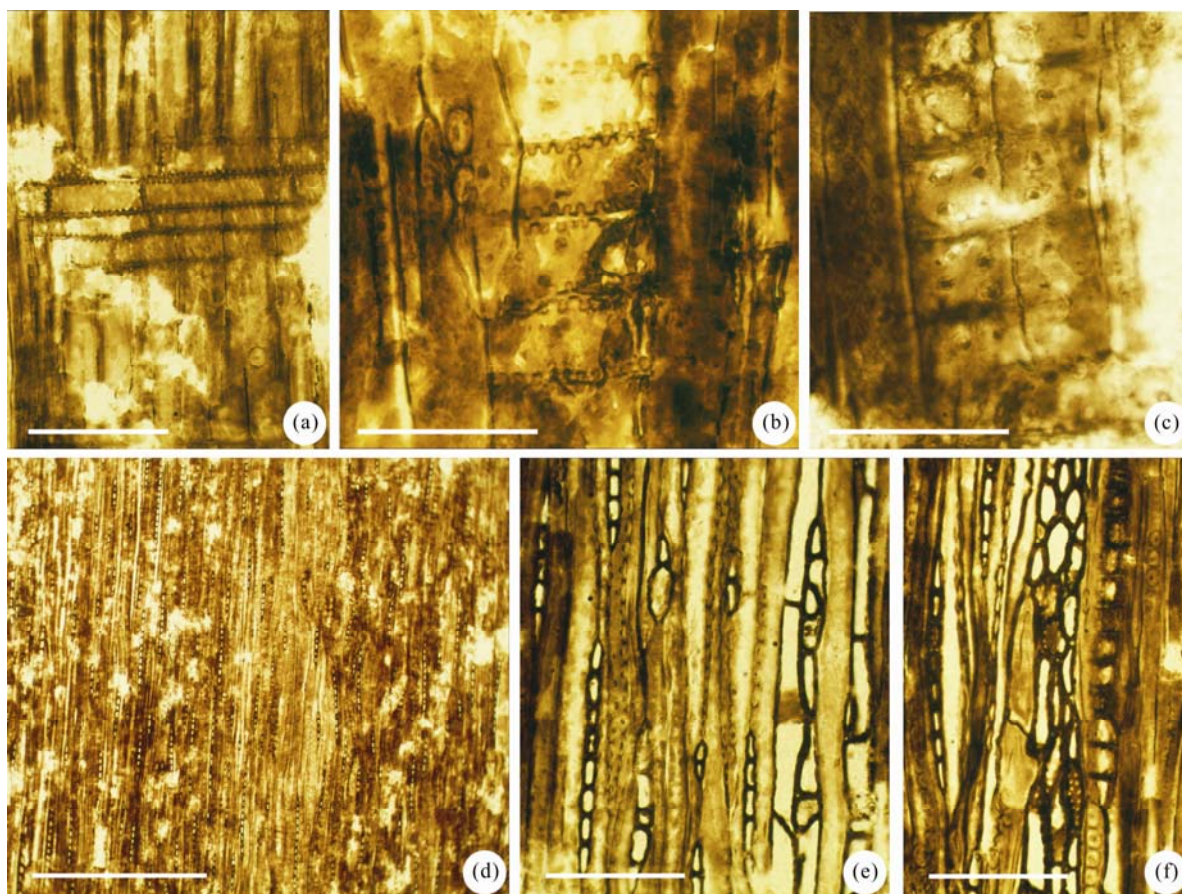


Fig. 8. *Protocedroxylon zhalantunense* sp. nov. (AGC-03-B, C) from the Jurassic Wanbao Formation in Inner Mongolia, NE China

(a), radial section, showing the ray cells, with pitted horizontal walls and the nodular end walls, scale bar=0.1 mm; (b), radial section, showing details of pitted horizontal walls and the nodular end walls of the ray cells, scale bar=50 μ m; (c), radial section, showing the cross-field, each cross-field bears 2–4 cupressoid pits arranged in 1–2 horizontal row, scale bar=50 μ m; (d), tangential section, showing uniseriate ray cells, scale bar=0.5 mm; (e), tangential section, showing details of the ray cells and axial parenchyma, scale bar=0.1 mm; (f), tangential section, showing the typical Abietineentüpfelung, scale bar=0.1 mm.

Protocedroxylon species, which demonstrates pronounced differences in anatomical details (Table 1). Therefore, two new species, *Protocedroxylon zhangii* sp. nov. and *P. zhalantunense* sp. nov. are established for fossil specimens from Inner Mongolia, NE China.

For the present two specimens described here, they resemble each other in having the mixed type of tracheid pitting, Abietineentüpfelung and axial traumatic resin canals. However, they are distinct from one another in a series of anatomical features. For instance, the annual ring width of the *Protocedroxylon zhangii* sp. nov. is more than 2 mm, while that of *P. zhalantunense* sp. nov. is no more than 0.5 mm. The transition of early to late wood is gradual in *Protocedroxylon zhangii* sp. nov., while it is abrupt in *P. zhalantunense* sp. nov. For *P. zhangii* sp. nov., the radial tracheid pits are mostly uniseriate and distant; for *P. zhalantunense* sp. nov., they are uniseriate. Additionally, typical intercellular spaces occur between the ray cells of *P. zhangii* sp. nov., whereas, they are absent in *P. zhalantunense* sp. nov. Overall, the

present two fossil wood specimens represent two distinct species of the genus *Protocedroxylon*.

When compared to the types species, *Protocedroxylon araucarioides*, *P. zhangii* sp. nov. differs from it by having a relatively larger growth ring width and mostly uniseriate distant radial pits. *Protocedroxylon zhalantunense* sp. nov. resembles the type species in gross morphology, such as a relatively narrower growth ring width and radial pitting. However, the radial pits of *P. araucarioides* are 20–24 μ m in diameter, while those of *P. zhalantunense* sp. nov. are just 13–15 μ m in diameter. Additionally, the cross-field pits are arranged in 1–2 horizontal rows in *P. zhalantunense* sp. nov.; they are commonly arranged in one horizontal row in *P. araucarioides*.

In China, three species of *Protocedroxylon*, i.e., *P. lingwuense* He, *P. orientale* He and *P. shengjinbeigouense* Tian, Wang, Zhang et Zheng, have been reported from the Middle Jurassic of Ningxia, the Lower Cretaceous of Inner Mongolia, and the Lower Cretaceous of Liaoning,

Table 1 Comparisons of anatomical features between species of *Protocedroxylon* Gothan

| Species | Locality | Age | Radial pits | Cross-field pits | Rays | Traumatic resin canals | References |
|--|--------------------------|--------------------------------|--|---|---|------------------------|----------------------------------|
| <i>P. zhangii</i> sp. nov. | Inner Mongolia, China | J ₂ | Mixed type, mostly uniseriate distant | 1–4 (mostly 1–2) cupressoid or taxodoid pits arranged in 1–2 rows | Uniseriate, locally biseriate; 1–17 (mostly 1–8) cells high | present | In this paper |
| <i>P. zhalantunense</i> sp. nov. | Inner Mongolia, China | J ₂ | Mixed type, uni-triseriate, mostly uniseriate contacted or biseriate alternate | 1–4 (mostly 2–4) cupressoid or taxodoid pits arranged in 1–2 rows | Uniseriate, locally biseriate; 1–15 (mostly 2–11) cells high | present | In this paper |
| <i>P. araucarioides</i> Gothan | Spitsbergen | J ₃ | uniseriate, or biseriate, alternate | 1–3 pits per field; simple or demi-bordered | uniseriate, low; cell wall with abietoid pits | present or absent | Gothan, 1910 |
| <i>P. scoticum</i> (Holden) Seward | Helmsdale, Scotland | J ₃ | uniseriate, contacted and flattened | 1 large pits per field, rarely 2 pits; | uniseriate, occasionally biseriate; 2–20 cells high; cell wall pitted | absent | Seward, 1919 |
| <i>P. transiens</i> (Gothan) Eckhold | Spitsbergen | K ₁ | biseriate | 3 small pits per field | uniseriate; 1–12 cells high; pits horizontal walls pitted | absent | Eckhold, 1922 |
| <i>P. irregular</i> (Gothan) Eckhold | Spitsbergen | J ₃ -K ₁ | uniseriate, or biseriate, alternate | early wood: 2–3 pits per field; late wood: one pit | uniseriate to biseriate, occasionally triseriate; horizontal wall mightily pitted | present | Eckhold, 1922 |
| <i>P. latiporosum</i> (Holden) Eckhold | Yorkshire, Britain | J | uniseriate contacted, or biseriate alternate | 1 small pit per field, rarely 2 pits | uniseriate with a low height; horizontal wall mightily pitted | absent | Eckhold, 1922 |
| <i>P. japonicum</i> Nishida | Chiba, Japan | K | uniseriate continuously or often separate, or biseriate alternate | 2–6 pits per field; semi-bordered, arranged in 1–2 rows | uniseriate, 1–4, rarely 6 cells high | absent | Nishida, 1967 |
| <i>P. brisbanense</i> (Sahni) Veghellegner | Australia | T ₃ | uniseriate, contacted and flattened | 3–5 pits large per field | uniseriate; 1–15 cells high; cell wall pitted | absent | Shilkina and Khudayberdyev, 1971 |
| <i>P. cedroides</i> (Gothan) Shilkina et Khudayberdyev | Spitsbergen | K ₁ | uniseriate to biseriate; mixed type | 1–5 small pits per field; simple (unbordered?) | uniseriate, locally biseriate; horizontal walls pitted | absent | Shilkina and Khudayberdyev, 1971 |
| <i>P. dibneri</i> (Shilkina) Shilkina et Khudayberdyev | Franz Josef Land | T ₃ | biseriate to triseriate; mixed type; uniseriate in late wood | 2–3 unbordered pits per field | uniseriate, locally biseriate; 1–19 cells high | absent | Shilkina and Khudayberdyev, 1971 |
| <i>P. gregussii</i> (Shilkina) Shilkina et Khudayberdyev | Franz Josef Land | T ₃ | uniseriate contacted or biseriate alternate | 1–2 large pits per field, locally 4 pits | uniseriate, locally biseriate; 5–12 cells high | absent | Shilkina and Khudayberdyev, 1971 |
| <i>P. haraulachica</i> (Shilkina) Veghellegner | Arctic | J ₁ | uniseriate to biseriate; mixed type | 2–5 pits per field; pinoid | uniseriate; 1–8 cells high; horizontal walls pitted | absent | Shilkina and Khudayberdyev, 1971 |
| <i>P. holdenae</i> (Kräusel) Shilkina et Khudayberdyev | Yorkshire, Britain | J | uniseriate; mixed type | 2 or more small pits per field | uniseriate, locally biseriate | occasionally present | Shilkina and Khudayberdyev, 1971 |
| <i>P. polyporosum</i> (Shilkina) Shilkina et Khudayberdyev | Franz Josef Land | K ₁ | uniseriate, contacted and flattened | 1–2 pits per field; cupressoid | uniseriate, locally biseriate; 2–45 cells high; cell wall pitted | absent | Shilkina and Khudayberdyev, 1971 |
| <i>Protocedroxylon pseudoaraurarioides</i> Nishida | Chiba, Japan | K | uni-triseriate, araucarian type, | 1 single large or 3–6 small pits | Uniseriate, locally biseriate; 2–22 cells high | absent | Nishida, 1973 |
| <i>P. bojarens</i> Shilkina et Blokhina | Siberia | J | uniseriate to triseriate; mixed type | 1–3 pits per field; podocarpoid | uniseriate, locally biseriate; 1–30 cells high; cell wall pitted | present | Blokhina, 1975 |
| <i>P. mineense</i> (Ogura) Nishida et Oishi | Yamaguchi, Japan | T ₃ | uni-biseriate, araucarian type, rarely protopinoid type | 1–2 large ovoid pits, rarely several small crowded pits | usually uniseriate, and often biseriate, 1–42 cells high | absent | Nishida and Oishi, 1982 |
| <i>P. okafujii</i> Nishida et Oishi | Yamaguchi, Japan | T ₃ | usually araucarian type, uni-biseriate, alternate and continuous, rarely separated | 1–2 large ovoid pits | usually uniseriate, and often biseriate, 1–40 cells high | absent | Nishida and Oishi, 1982 |
| <i>P. yezoense</i> Nishida et Nishida | Hokkaido, Japan | K ₂ | Protopinoid, uniseriate, continuous, sometimes septate | 1–2 half bordered pits, | 1–28 (mostly 3–15) cells high | absent | Nishida and Nishida, 1984 |
| <i>P. kryshstofovichii</i> Shilkina | Kirovgrad, Russia | K ₁ | biseriate to triseriate; mixed type, araucarioid | unknown | uniseriate, occasionally biseriate; 1–10 cells high; cell wall pitted | present | Shilkina, 1986 |
| <i>P. ronkinii</i> Shilkina | East Siberia, Russia | J ₃ | uniseriate to triseriate; alternate and opposite (mixed type) | 1–4 simple circular pits per field | uniseriate, locally biseriate; 2–20 cells high; cell wall pitted | absent | Shilkina, 1986 |
| <i>P. macgregorii</i> | British Columbia, Canada | J | 1–4 seriate | 1–3 pits per field | uniseriate, occasionally biseriate, 1–40 (mostly 12–25) cells high | present | Medlyn and Tidwell, 1986 |

Continued Table 1

| Species | Locality | Age | Radial pits | Cross-field pits | Rays | Traumatic resin canals | References |
|---|---------------------------|----------------|---|---|--|------------------------|----------------------------------|
| <i>P. lingwuense</i> He et Zhang, | Ningxia, China | J ₂ | uniseriate to triseriate; when biseriate or triseriate, circular pits alternate and contacted | 1–6 small pits per field, arranged in row | uniseriate, 1–30 cells high; horizontal wall mightily pitted | absent | He Dechang and Zhang Xiuyi, 1993 |
| <i>P. orientale</i> He | Inner Mongolia, China | K ₁ | uniseriate to biseriate, occasionally triseriate; alternate, locally opposite | 2–5 pits per field, mostly 2–4; piceoid type | uniseriate; 1–30 cells high | absent | He Dechang, 1995 |
| <i>P. primoryense</i> Afonin | Southern Primorye, Russia | K ₁ | uniseriate to biseriate, occasionally triseriate | 1–4 pits per field; cupressoid and taxodioid | uniseriate, occasionally biseriate, 1–22(35) cells high | present | Afonin, 2012 |
| <i>P. shengjinbeigouense</i> Tian, Wang, Zhang et Zheng | Liaoning, China | K ₁ | uniseriate, contacted; or biseriate, alternate | 1–3 pits per field; mostly cupressoid, rarely taxodioid | uniseriate; 1–16 cells high; horizontal walls pitted | present | Ding et al., 2016 |

Note: Modified after Ding et al. (2016); **Abbreviations:** T₃=Late Triassic; J=Jurassic; J₁=Early Jurassic; J₂=Middle Jurassic; J₃=Late Jurassic; K= Cretaceous; K₁=Early Cretaceous.

respectively (He Dechang and Zhang Xiuyi, 1993; He Dechang, 1995; Ding et al., 2016). *Protocedroxylon lingwuense* is anatomically characterized by having bi-triseriate alternate radial pits, piceoid cross-field pits, an absence of traumatic resin canals and a relatively higher ray height (1–30 cells) (Table 1). The present two new species differ from it in having a traumatic resin canal, and a relatively lower ray height (no more than 20). Then for *P. orientale*, the transition of early to late wood is gradual, which resembles that of *P. zhangli* sp. nov., but differs from that of *Protocedroxylon zhalantunense* sp. nov. However, its piceoid cross-field pits, the absence of the traumatic resin canal and relatively higher ray height (1–30) (Table 1) also distinguish it from the two new species from Inner Mongolia. Generally, the two new species are most similar to *P. shengjinbeigouense* in cross-field pits and ray height. However, *P. shengjinbeigouense* differs from *P. zhalantunense* sp. nov. through having a relatively larger annual ring width and a gradual early to late wood transition. When compared to *P. zhangii* sp. nov., *P. shengjinbeigouense* differs from it by having mostly uniseriate contacted or biseriate alternate radial tracheid pits.

Judging from the presence of typical axial traumatic resin canals, the present two new species resemble the following taxa, including *Protocedroxylon bojarensis* Shilkina et Blokhina (Jurassic, Siberia), *P. holdenae* (Kräusel) Shilkina et Khudayberdyev (Jurassic, Yorkshire), *P. irregular* (Gothan) Eckhold (Upper Jurassic to Lower Cretaceous, Spitsbergen), *P. kryshstofovichii* Shilkina (Lower Cretaceous, Kirovgrad), and *P. primoryense* Afonin (Lower Cretaceous, Southern Primorye) (Eckhold, 1922; Shilkina and Khudayberdyev, 1971; Blokhina, 1975; Shilkina, 1986; Afonin, 2012) (Table 1). Meanwhile, many other *Protocedroxylon* species, e.g., *P. transiens* (Gothan) Eckhold, *P. latiporosum* (Holden) Eckhold, *P. japonicum* Nishida, *P. brisbanense* (Sahni) Veghellegner, *P. cedroides* (Gothan) Shilkina et Khudayberdyev, *P. dibneri* (Shilkina) Shilkina

et Khudayberdyev, *P. gregussii* (Shilkina) Shilkina et Khudayberdyev, and *P. haraulachica* (Shilkina) Veghellegner do not have the traumatic resin canals (Table 1).

When compared to the new species *Protocedroxylon zhangii* sp. nov., *P. bojarensis* bears triseriate araucarioid radial pits and podocarpoid cross-field pits (Table 1); both *P. holdenae* and *P. irregular* bear axial wood parenchyma, through which they can be distinguished from the new species (Table 1); *P. kryshstofovichii* has bi-triseriate radial tracheid pits and a relatively lower ray height (Table 1), whereas *Protocedroxylon zhangii* sp. nov. bears mostly uniseriate radial pits; *P. primoryense* has a relatively higher ray height and bi-triseriate radial tracheid pits (Table 1).

In contrast, when compared to the new species *Protocedroxylon zhalantunense* sp. nov., *P. bojarensis* bears podocarpoid cross-field pits and a higher ray height (Table 1); the presence of axial wood parenchyma in *P. holdenae* and *P. irregular* distinguishes them from the present new species (Table 1); *P. kryshstofovichii* has a relatively lower ray height (Table 1); in differing from the new species, *P. primoryense* has a relatively higher ray height and marginal ray cells resembling ray tracheids (Table 1).

5 Discussion

As mentioned, besides petrified wood, diverse compressed/impressed leaf fossils have also been described from the Middle Jurassic Wanbao Formation in the southern Great Khingan Ranges (Yang Xuelin and Sun Liwen, 1985). A systematic study of the Wanbao flora indicated that the whole flora is composed of 52 species of 24 genera, represented by sphenophytes, pteridophytes, ginkgophytes and coniferophytes. Among them, coniferophytes are represented by 12 species of 7 genera, including *Pityophyllum lindstroemi*, *P. staratschini*, *Podozamites lanceolatus*, *P. angustifolia*, *Schizolepis*

moelleri, *Elatides* ? sp., *Elatocladus* sp., *Strobilites* sp. 1, *S.* sp. 2, *S.* sp. 3 and *Carpolithus* sp. The discovery of *Protocedroxylon zhalantunense* sp. nov. and *P. zhangii* sp. nov. represents the first record of petrified wood in the Middle Jurassic Wanbao Formation, and contributes further to the understanding of the floral composition of the Wanbao Formation, especially with respect to the coniferophytes, which represent the forest components of the flora.

The wood character ‘Abietineentüpfelungen’ is a term coined by Gothan (1905) to describe pits on the transversal wall of ray cells similar to that of modern *Abies* (Philippe and Cantrill, 2007). In extant conifers Abietineentüpfelung is considered to be characteristic of the wood of Pinaceae, though it also occasionally occurs in the traumatic wood of the Taxodiaceae (Holden, 1913; Kräusel, 1921). The oldest occurrence of Abietineentüpfelung in conifer-like wood was originally hypothesized to be within the Kimmeridgian (Late Jurassic) (Philippe, 1995; Philippe and Bamford, 2008). However, fossil wood referred to *Protocedroxylon* from the Toarcian of Eastern Greenland and the Liassic of Yorkshire, UK, indicates that the fossil record of petrified wood with Abietineentüpfelung can be traced back to the Early Jurassic (Philippe and Hayes, 2010). The discovery of the two new *Protocedroxylon* species with Abietineentüpfelung from the Middle Jurassic of China provides additional evidence for the viewpoint that the first occurrence of Abietineentüpfelung in conifer-like wood should be earlier than the Kimmeridgian. Additionally, the new discovery also helps to understand the evolution of the coniferous family Pinaceae in China.

As important plant fossil components, petrified wood plays a significant role in understanding the terrestrial palaeoclimate and palaeoenvironment in the geological past (Creber and Francis, 1999; Uhl, 2006). Philippe et al. (2017) addressed the potential of using the latitudinal distributions of fossil wood genera as a proxy for Jurassic terrestrial climate conditions. The genus *Protocedroxylon* is known as a palaeobiogeographically consistent group, which was restricted to the middle to high palaeolatitudes of Laurasia (Philippe and Hayes, 2010; Philippe et al., 2017). The palaeolatitudinal distribution of *Protocedroxylon* in western Laurasia indicates that the genus was probably limited to wetter and cooler temperate climates (Philippe et al., 2017). The occurrence of well-defined growth rings in the present fossil wood specimens indicates that the wood growth was controlled by a climate with seasonal variation. Growth ring analysis on fossil wood is helpful for demonstrating terrestrial palaeoclimate, especially for interannual climate variation (Friits, 1976). For revealing the interannual climatic

variation, a statistical analysis on growth rings of *Protocedroxylon zhangii* sp. nov. and *P. zhalantunense* sp. nov. was applied using the method of Friits (1976) for calculating their annual sensitivity (AS) and mean sensitivity (MS). As is known, the more growth rings that are counted, the more precise the analysis result will be. However, due to preservation conditions, only a few continuous growth rings can be found in the present two fossil wood specimens. For *P. zhangii* sp. nov., nine (AGC-02-A) and seven (AGC-02-B) continuous growth rings were counted for AS and MS, respectively. Then, for *P. zhalantunense* sp. nov., only six continuous growth rings (AGC-03-A) were counted. The statistical result shows that the AS of *P. zhangii* sp. nov. varies from 0.01 to 0.52, with a MS value of 0.279(AGC-02-A) and 0.066(AGC-02-B) (Table 2). Then for *P. zhalantunense* sp. nov., the annual sensitivity (AS) varies from 0.02 to 0.09, with a mean sensitivity (MS) of 0.056 (Table 2). Generally, for the MS of wood, a value of 0.3 is used to divide the population into ‘sensitive’ and ‘complacent’ (Friits, 1976; Creber and Francis, 1999; Wang Yongdong et al., 2006; Tian Ning et al., 2015). The MS value of both *Protocedroxylon zhangii* sp. nov. and *P. zhalantunense* sp. nov. indicates that the trees grew under a complacent climate with a relatively stable interannual water supply. In conjunction with distinct growth rings, the occurrence of *Protocedroxylon* suggests that a cool temperate and seasonal climate might have prevailed during the sedimentation period of the Wanbao Formation in eastern Inner Mongolia, NE China. It is noted that plant megafossil assemblages are also of importance for understanding the terrestrial palaeoclimate of the Mesozoic (Deng Shenghui, 2007). Just as mentioned, diverse compressed/impressed leaf fossils have also been reported from the Wanbao Formation (Yang Xuelin and Sun Liwen, 1985; Zhang Yujin et al., 2018), represented by *Neocalamites*, *Todites*, *Coniopteris*, *Raphaelia*, *Czekanowskia*, *Phoenicopsis*, *Pityophyllum*, *Pityocladus* and *Elatocladus*. Among these fossil plants, *Todites* and *Raphaelia*, as representatives of the fern family Osmundaceae, are commonly considered to be indicators of a warm and humid climate (Deng Shenghui, 2007). *Neocalamites* are believed to be indicators of a humid environment (Deng Shenghui, 2007). Palaeogeographically, the genus *Coniopteris* has a cosmopolitan distribution during the Middle Jurassic; however, they are restricted in temperate and humid regions, with rare records in tropical and subtropical regions in the Early Cretaceous (Deng Shenghui and Lu Yuanzheng, 2006; Deng Shenghui, 2007). Then, as members of the order Czekanowskiales, *Czekanowskia* and *Phoenicopsis* are commonly considered to indicate a cool temperate climate with seasonal

Table 2 Measurements of growth-ring width, annual and mean sensitivity of *Protocedroxylon zhangii* sp. nov. and *P. zhalantunense* sp. nov. from the Middle Jurassic Wanbao Formation in Zhalantun City, Inner Mongolia, NE China

| Species | Specimen number | Growth-ring Number | Growth-ring width (mm) | Annual sensitivity | Mean sensitivity |
|---|-----------------|--------------------|------------------------|--------------------|------------------|
| <i>Protocedroxylon zhangii</i> sp. nov. | AGC-02-A | 9 | 0.91 | | 0.279 |
| | | 8 | 1.92 | 0.70 | |
| | | 7 | 1.81 | 0.05 | |
| | | 6 | 1.56 | 0.14 | |
| | | 5 | 1.92 | 0.21 | |
| | | 4 | 2.03 | 0.06 | |
| | | 3 | 2.25 | 0.10 | |
| | | 2 | 1.42 | 0.45 | |
| | AGC-02-B | 1 | 2.42 | 0.52 | 0.066 |
| | | 6 | 2.07 | | |
| | | 5 | 2.10 | 0.01 | |
| | | 4 | 1.94 | 0.08 | |
| | | 3 | 1.88 | 0.03 | |
| | | 2 | 2.24 | 0.17 | |
| <i>P. zhalantunense</i> sp. nov. | AGC-03-A | 1 | 2.33 | 0.04 | 0.056 |
| | | 6 | 0.16 | | |
| | | 5 | 0.15 | 0.06 | |
| | | 4 | 0.147 | 0.02 | |
| | | 3 | 0.14 | 0.05 | |
| | | 2 | 0.154 | 0.09 | |
| | | 1 | 0.164 | 0.06 | |

variations (Deng Shenghui, 2007); For conifers, *Elatocladus* is interpreted as indicating warm and humid climates, and *Pityocladus* and *Pityophyllum* indicate a cool, temperate climate (Deng Shenghui, 2007). Generally, the megafossil floral assemblage of the Wanbao Formation also implies a cool, temperate, humid climate, which is generally in agreement with the palaeoclimatic conditions indicated by wood fossils of the Wanbao Formation.

6 Conclusion

In conclusion, two new coniferous wood taxa, *Protocedroxylon zhangii* sp. nov. and *P. zhalantunense* sp. nov., are described from the Middle Jurassic Wanbao Formation in Inner Mongolia, NE China, which represents the first record of petrified wood in the Wanbao Formation. The existence of Abietineentüpfelung in the present Inner Mongolia fossil wood indicates that the first occurrence of Abietineentüpfelung in coniferous wood should be prior to the Kimmeridgian. The new discoveries provide new evidence for understanding the floral composition and palaeoclimatic conditions of the Wanbao Formation. The occurrence of *Protocedroxylon* indicates that a cool temperate and seasonal climate might have prevailed during the sedimentation period of the Wanbao Formation in eastern Inner Mongolia, NE China. Such a view is also consistent with the palaeoclimatic conditions indicated by the plant megafossils of the Wanbao Formation.

Acknowledgements

We thank Prof. Zheng Shaolin and the late Prof. Zhang

Wu (Shenyang, China) for their help in the identification and classification of the present fossil wood specimens. Special appreciation is due to the three anonymous reviewers for their detailed comments and valuable suggestions that improved this paper. This study was jointly supported by the Geological Survey Programs of the China Geological Survey (Grant Nos. DD20160048-4, 12120113053900, 12120113053800 & 1212011085210), the Strategic Priority Research Program (B) of the Chinese Academy of Sciences (Grant Nos. XDB18030502 & XDB26010302), the National Natural Science Foundation of China (Grant Nos. 41790454, 41702032, 41688103 & 41302004), the State Key Laboratory of Palaeobiology and Stratigraphy (NIGPAS, CAS) (Grant No. 173124), and the Special Fund of the Liaoning Provincial Universities' Fundamental Scientific Research Project (Grant No. LQN201718).

Manuscript received Apr. 11, 2018

accepted Jul. 27, 2018

edited by Susan Turner and Fei Hongcai

References

- Andrews, H.N., 1955. Index of generic names of fossil plants, 1820–1950. *U.S. Geological Survey Bulletin*, 1013.
- Afonin, M.A., 2012. Fossil wood of *Protocedroxylon primoryense* sp. nov. (Coniferales) from the Lower Cretaceous of Southern Primorye (Russian Far East). *Paleontological Journal*, 46(1): 104–110.
- Afonin, M.A., and Philippe, M., 2014. Fossil woods from the Lower Cretaceous (Albian) of Kamchatka Peninsula, Russian Far East. *Cretaceous Research*, 50: 110–119.
- Blokhina, N.I., 1975. New coniferous species from the Jurassic of Northern Siberia (by wood anatomy). In: Krasilov, V.A. (ed.), *Fossil floras of the Russian Far East*. Vladivostok:

- DVNTS AN SSSR, 47–54 (in Russian).
- Creber, J., 1972. Gymnospermous wood from the Kimmeridgian of East Sutherland and from Sandringham Sands of Norfolk. *Palaeontology*, 15: 655–661.
- Creber, G.T., and Francis, J.E., 1999. Fossil tree-ring analysis: palaeodendrology. In: Jones, T.P., and Rowe, N.P. (eds.), *Fossil Plants and Spores: Modern Techniques*. London: Geological Society of London, 245–250.
- Deng Shenghui. 2007. Palaeoclimatic implications of main fossil plants of the Mesozoic (in Chinese with English abstract). *Journal of Palaeogeography*, 9: 559–574
- Deng Shenghui and Lu Yuanzheng. 2006. The Mesozoic dicksoniaceae ferns: Characteristics, distribution, origin and evolutionary trend. *Global Plant Letters*, 1: 9–29
- Ding Qihong, Chen Shuwang, Zheng Yuejuan, Wang Jie, Li Yongfei, Zhang Jian, Su Fei, Li Xiaohai and Gao Xiaoyong, 2010. The development of melamudstone and the Jurassic filling sequence in Tuquan Basin, Daxinganling region. *Geology and Resources*, 19(3): 203–207(in Chinese with English abstract).
- Ding Qihong, Tian Ning, Wang Yongdong, Jiang Zikun, Chen Shuwang, Wang Dong, Zhang Wu, Zheng Shaolin, Xie Aowei, Zhang Guoqiang and Liu Zhongjian, 2016. Fossil coniferous wood from the Early Cretaceous Jehol Biota in western Liaoning, NE China: New material and palaeoclimate implications. *Cretaceous Research*, 61: 57–70.
- Eckhold, W., 1922. Die Hoftüpfel bei rezenten und fossilen Coniferen. In: *Jahrbuch der Preuß. Geol. Landesanstalt zu Berlin Band XLII*, pp. 427–505 pls.1–8.
- Eckhold, W., 1923. Die Hoftüpfel bei rezenten und fossilen Coniferen. *Jahresberichte der Preußischen Geologischen Landes-Anstalt*, 42: 472–505.
- Edwards, W.N., 1925. On *Protopiceoxylon Johnseni* (Schroeter), a Mesozoic Coniferous Wood. *Annals of Botany*, 39: 1–6.
- Feng Zhuo, Wei Haibo, Wang Chunling, Chen Yuxuan, Shen Jiajia and Yang Jiyuan, 2015. Wood decay of *Xenoxylon yunnanensis* Feng sp. nov. from the Middle Jurassic of Yunnan Province, China. *Palaeogeography, Palaeoclimatology, Palaeoecology*, 433: 60–70.
- Fritts, H.C., 1976. *Tree Rings and Climate*. Academic Press, London. 567
- Fu Junyu, Song Weimin, Tao Nan, Pang Xuejiao, Bian Xiongfei, Wu Tong and Zhang Zhibin, 2012. The new material of Upper Jurassic fossil woods found in the Manketouebo Formation of Horqin Right Wing Middle Banner, Inner Mongolia. *Geological Bulletin of China*, 31(5): 653–661.
- Gothan, W., 1905. *Zur anatomie lebender und fossiler Gymnospermen Hölzer*, 44. Preuss. Geol. Landesanst. Bergakademie, 1–108.
- Gothan, W., 1910. Die fossilen Holzreste von Spitzbergen. *Kungliga Svenska Vetenskaps-Akademiens Handlingar*, 45: 1–56.
- Hollick, A., and Jeffrey, E.C., 1909. Studies of coniferous Cretaceous remains from Kreischerville (New-York). *Memoirs of the New-York Botanical Garden*, 3: 1–137.
- Holden, R., 1913. Ray tracheid in the coniferales. *Botanical Gazette*, 55: 56–65.
- Harland, M., Francis, J.E., and Beerling, D.J., 2006. Cretaceous (Albian–Aptian) conifer wood from Northern Hemisphere high latitudes: Forest composition and palaeoclimate. *Review of Palaeobotany and Palynology*, 143(3–4): 167–196.
- Hass, H., and Rowe, N.P., 1999. Thin section and wafering. In: Jones, T.P., and Rowe, N.P., (eds), *Fossil Plants and Spores: Modern Technique*. London: Geological Society of London, 76–81.
- He Dechang, 1995. *The coal-forming plants of Late Mesozoic in Dahinggan Mountains*. Beijing: China Coal Industry Publishing House, 35 (in Chinese and with English abstract).
- He Dechang and Zhang Xiuyi, 1993. Some species of coal-forming plants in the seams of the Middle Jurassic in Yima, Henan Province and Ordos Basin. *Geoscience*, 7: 261–265 (in Chinese with English abstract).
- IAWA Committee, 2004. IAWA List of microscopic features for softwood identification. *IAWA Journal*, 25: 1–70.
- Jeffrey, E.C., 1907. *Araucariopitys*, a new genus of Araucarians. *Botanical Gazette*, 44: 35–444.
- Jiang Hongen, Ferguson, D.K., Li Chengsen and Cheng Yeming, 2008. Fossil coniferous wood from the Middle Jurassic of Liaoning Province, China. *Review of Palaeobotany and Palynology*, 150: 37–47.
- Jiang Zikun, Wang Yongdong, Zheng Shaolin, Zhang Wu, and Tian Ning, 2012. Occurrence of *Sciadopitys*-like fossil wood (conifer) in the Jurassic of western Liaoning and its evolutionary implications. *Chinese Science Bulletin*, 57(6): 569–572.
- Jiang Zikun, Wang Yongdong, Philippe, M., Zhang Wu, Tian Ning and Zheng Shaolin, 2016a. A Jurassic wood providing insights into the earliest step in *Ginkgo* wood evolution. *Scientific Reports*, 6(6): 38191.
- Jiang Zikun, Wang Yongdong, Tian Ning, Zhang Wu and Zheng Shaolin, 2016b. Paleoclimate and paleoenvironment implications of the Middle-Late Jurassic Tiaojishan Formation, western Liaoning Province: evidence from fossil wood data. *Acta Geologica Sinica*, 90(8): 1669–1678 (in Chinese with English abstract).
- Kräusel, R., 1919. Die fossilen Koniferen Hölzer (unter Anschluß von *Araucarioxylon* Kraus). I: Versuch einer monographischen Darstellung. *Palaeontographica*, 62: 185–284.
- Kräusel, R., 1921. Der Bau des Wundholzes bei fossilen und rezenten Sequoien. *Senckenbergiana*, 3: 135–142.
- Medlyn, D.A., and Tidwell, W.D., 1986. New Species of *Protocedroxylon* from the Upper Jurassic of British Columbia, Canada. *Great Basin Naturalist*, 46(3): 452–458.
- Nishida, M., 1967. On some petrified plants from the Cretaceous of Choshi, Chiba Prefecture V. *The Botanical Magazine, Tokyo*, 80: 487–497.
- Nishida, M., 1973. On some petrified plants from the Cretaceous of Choshi, Chiba Prefecture VI. *The Botanical Magazine, Tokyo*, 86: 189–202.
- Nishida, M., and Oishi, T., 1982. The identity of *Araucarioxylon mineense* and a new species of *Protocedroxylon* from the Triassic of Mine, Yamaguchi Prefecture. *Japanese Journal of Botany*, 57(4): 97–104.
- Nishida, M., and Nishida, H., 1984. Petrified plants from the Upper Cretaceous of Hokkaido (1), *Japanese Journal of Botany*, 59(2): 48–60.
- Philippe, M., 1995. Bois fossiles du Jurassique de Franche-Comté (nord-est de la France): systématique et biogéographie. *Palaeontographica B*, 236: 45–103.
- Philippe, M., 2002. Reappraisal of five fossil coniferous wood genera proposed by early American wood anatomists. *IAWA*

- Journal*, 23(3): 319–326.
- Philippe, M., and Cantrill, D., 2007. Nomenclatural types and taxonomy of Gothan's Arctic fossil conifer wood. *Taxon*, 56: 551–566.
- Philippe, M., and Bamford, M., 2008. A key to morphogenera used for Mesozoic conifer-like woods. *Review of Palaeobotany and Palynology*, 148: 184–207.
- Philippe, M., and Hayes, P., 2010. Reappraisal of two of Witham's species of fossil wood with taxonomical and nomenclatural notes on *Planoxylon* Stopes, *Protocedroxylon* Gothan and *Xenoxylon* Gothan. *Review of Palaeobotany and Palynology*, 162: 54–62.
- Philippe, M., Puijalon, S., Suan, G., Mousset, S., Thévenard, F., and Mattioli, E., 2017. The palaeolatitudinal distribution of fossil wood genera as a proxy for European Jurassic terrestrial climate. *Palaeogeography, Palaeoclimatology, Palaeoecology*, 466: 373–381.
- Stopes, M.C., 1916. An early type of the Abietineae (?) from the Cretaceous of New-Zealand. *Annals of Botany*, 30: 111–125.
- Seward, A.C., 1919. *Fossil Plants*, vol. 4. Cambridge: Cambridge University Press, 217–286.
- Shilkina, I.A., and Khudaiberdyev, R., 1971. New records and review of genera *Protocedroxylon* and *Xenoxylon*. In: Sikstel, T.A. (Ed.), *Palaeobotany of Uzbekistan*, II. Tashkent: FAN Publishing House, 117–133 (in Russian).
- Shilkina, I.A., 1986. Fossil woods from Northern Eurasia. In: Takhtadzhan, A.L. (ed.), *Problems of Palaeobotany*. Leningrad: Nauka Publishing House, 150–155 (in Russian).
- Tian Ning, Xie Aowei, Wang Yongdong, Jiang Zikun, Li Liqin, Yin Yalei, Zhu Zhipeng and Wang Jiajia, 2015. New records of Jurassic petrified wood in Jianchang of western Liaoning, China and its palaeoclimate implications. *Science China, Earth Sciences*, 58(12): 2154–2164.
- Uhl, D., 2006. Fossil plants as palaeoenvironmental proxies: some remarks on selected approaches. *Acta Palaeobotanica*, 46: 87–100.
- Vogellehner, J., 1968. Zur Anatomie und Phylogenie mesozoischer Gymnospermenhölzer, Beitrag 7: Prodomus zu einer Monographie der Protopinaceae. II. Die Protopinoiden Hölzer des Jura. *Palaeontographica B*, 124: 125–162.
- Wang Yongdong, Saiki, K., Zhang Wu and Zheng Shaolin. 2006. Biodiversity and palaeoclimate of the Middle Jurassic floras from the Tiaojishan Formation in western Liaoning, China. *Progress in Natural Science*, 16: 222–230.
- Wang Yongdong, Zhang Wu, Yang Xiaojun, Zheng Shaolin and Tian Ning, 2009. Biodiversity and palaeoclimate implications of fossil woods from the non-marine Jurassic of China. *Episodes*, 32(1): 13–20.
- Wang Yongdong, Tian Ning, Jiang Zikun, Yang Xiaojun and Ding Qihong, 2017. Recent advances in Mesozoic fossil wood studies in China: diversity variations and palaeoclimate implications. *Earth Sciences Frontiers*, 24(1): 52–64 (in Chinese with English abstract).
- Yang Xuelin and Sun Liwen, 1985. Jurassic plants from the southern part of Daxinganling. *Bulletin of Shenyang Institute of Geology and Mineral Sources, Chinese Academy of Geological Sciences*, 12: 98–111 (in Chinese with English abstract).
- Zhang Wu, Li Yong, Zheng Shaolin, Li Nan, Wang Yongdong, Yang Xiaojun, Yang Jiaju, Yi Tiemei and Fu Xiaoping, 2006. *Fossil Woods of China*. Beijing: China Forest Publishing House, 356 (in Chinese).
- Zhang Feng, Hu Xufeng, Wang Xunqian, Xiong Can and Hu Yide, 2015. The discovery of Middle Jurassic petrified wood from Qijiang in Chongqing and its scientific significances. *Acta Palaeontologica Sinica*, 54(2): 261–266 (in Chinese with English abstract).
- Zhang Feng, Wang Fengping, Li Wei, Zhang Haiping, Hu Xufeng, Wang Xunqian and Yu Haidong, 2016. Discovery of Late Jurassic petrified wood from Penglaizhen Formation of Qijiang, southern Chongqing and its scientific significances. *Acta Palaeontologica Sinica*, 55(2): 207–213 (in Chinese with English abstract).
- Zhang Yujin, Wu Xinwei, Zhang Chao, Guo Wei, Yang Yajun and Sun Ge, 2018. New evidences for dating of the Middle Jurassic Wanbao Formation in the Longjiang Basin, western margin of Heilongjiang Province. *Earth Science Frontiers*, 25(1): 182–196 (in Chinese with English abstract).
- Zheng Yuejuan, Zheng Shaolin, Chen Shuwang, Kou Linlin, Zhang Jian and Huang Xin, 2013. A new permineralized taxodiaceous cone from the Upper Jurassic of Inner Mongolia. *Chinese Science Bulletin*, 58 (Suppl. I), 178–184 (in Chinese with English abstract).

About the first author

ZHANG Yujin Male; born in 1984, senior engineer in Shenyang Center of the Geological Survey, CGS; with research interests in palaeobotany, regional geology and stratigraphy. Email: syzhangyujin@163.com; phone: 024-86002941, 15524195313.