

FAN Feipeng, XIAO Huiliang, CHEN Lezhu, LI Haili, CAI Yitao and ZHOU Yan, 2017. Zircon Mineralogy and Trace Elements Composition of the Metallogenic Granites in the Nanshankeng Mine, Eastern Nanling. *Acta Geologica Sinica* (English Edition), 91(supp. 1): 78-79.

## Zircon Mineralogy and Trace Elements Composition of the Metallogenic Granites in the Nanshankeng Mine, Eastern Nanling

FAN Feipeng<sup>1,\*</sup>, XIAO Huiliang<sup>1</sup>, CHEN Lezhu<sup>1</sup>, LI Haili<sup>1</sup>, CAI Yitao<sup>1</sup> and ZHOU Yan<sup>1</sup>

*Nanjing Institute of Geology and Mineral Resources, Nanjing, Jiangsu 210016*

### 1 Introduction

Nanshankeng tungsten-tin polymetallic mine, which is located in the eastern Nanling metallogenic belt, is newly discovered by geological investigation and evaluation with prospecting potential (Xiao et al., 2008, 2010, 2013; Fan et al., 2013). Our field investigations have identified various stages of granites associated with mineralization, some of which are A-type granites (Yao et al., 2011). In this paper, zircon mineralogy, CL image, BSE image and trace elements composition of biotite monzonitic granite closely related to skarn-type tungsten-tin mineralization are studied.

### 2 Characteristics of metallogenic granite

The biotite monzonitic granites are mostly batholith or vein types with gray, medium-coarse and massive structures. Zircon LA-ICP-MS U-Pb dating yielded age of 154 Ma to 161 Ma for biotite monzonitic granite. Biotite monzonitic granite mainly consists of 25-30% of potassium feldspar, 35-40% of plagioclase, 25-30% of quartz and 5-6% of biotite. Accessory minerals include zircon, apatite, fluorite, rutile, sphene, monazite, octahedrite, pyrite, stibnite, molybdenite, garnet, tourmaline, epidote, allanite, limonite, ilmenite and scheelite (Fan et al., 2017 to be published).

### 3 Zircon characteristics

Zircon is the most common mineral in magmatic rocks, metamorphic rocks and sedimentary rocks. The physical and chemical properties of zircon are very stable and not susceptible to be altered during geological processes such as weathering, transportation and erosion (Belousova EA et al., 2002; Siebel W et al., 2009), making itself a good mineral to record different geological processes and

favoured by mineralogist, geochemist and geologist.

Zircons in biotite monzonitic granites in the Nanshankeng tungsten-tin polymetallic deposit are dominated by transparent crystals. Most are light brown with length ranging from ~80 to ~250  $\mu\text{m}$  and length/width ratios of 1.0 to 2.0. Most of the zircons are anhedral, columnar and fragmented angular in shape, whose crystal form are mainly cylindrical (100) and conical (111) (Fig. 1a), while the others are sub-angular, columnar and fragmented in shape, whose crystal form are cylindrical (110) and conical (111) (Fig. 1b).

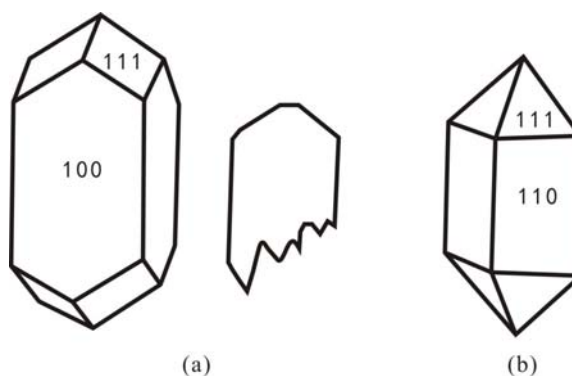


Fig.1 Zircon crystalline form of biotite monzonitic granite (a), The primary types of Zircon; (b), the secondary type of Zircon

Fig.2 presents representative zircon CL and BSE images. These CL images display typical magmatic oscillatory zoning (Fig.2a), with a few black and tectonic zircon. The oscillatory zoning zircons appear with cracks and darkness in the BSE images, while the few radial cracks in the edge of Zircon. The core of all black zircons is basically shown as a hole, and some zircons contain cracks and inclusion inside (Fig.2b).




Fig.2 Zircon CL image (a) and BSE image(b) of biotite monzonitic granite

### 4 Characteristics of Trace Elements in Zircon

The content of Th and U acquired from LA-ICP-MS analysis indicates that zircon varied from  $134$  to  $4433 \times 10^{-6}$  and  $174$  to  $2890 \times 10^{-6}$  respectively. The range of Th/U ratio is  $0.43$ - $1.30$ , and more than  $0.1$ , indicating the magmatic origin of these zircons. All of zircons analysis in this paper have total REE between  $527.77$  ppm and  $2159.22$  ppm, rich in HREE with strong positive Ce anomaly ( $\delta Ce=1.32\sim 76.08$ ) and negative Eu anomaly ( $\delta Eu=0.03\sim 0.44$ )(Fig.3)

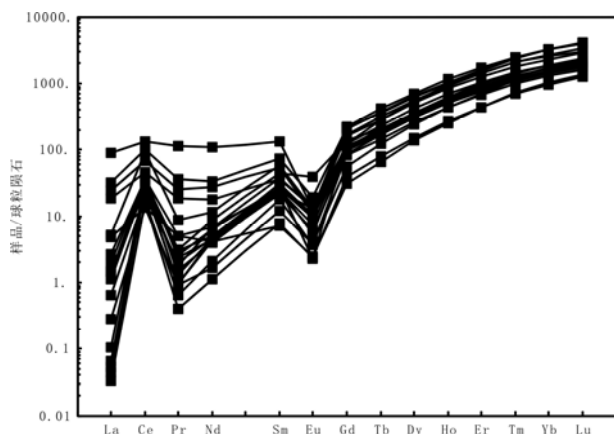


Fig.3 Chondrite-normalized REE patterns for zircon grains (Taylor and McLennan,1985)

### 5 Conclusion

The zircons from biotite monzonitic granite in Nanshankeng deposit are magmatic origin, and perhaps affected by hydrothermal fluid. The zircons are mainly anhedral, columnar and fragmented angular in shape, whose crystal form is mainly cylindrical (100) and conical (111). Cathode luminescence (CL) image shows that

most of the zircons possess oscillatory zoning, while only some of them are all black and plaque with a few bright spots in the core. The oscillatory zoning zircons show cracks and darkness in the BSE images, interior of all black zircon with hole-like, parts of zircon having cracks and inclusion. Most of the zircon has high Th/U ratios, heavy REE enrichment, with strong positive Ce anomalies and negative Eu anomalies. Image features and trace element characteristics show that the zircons from metallogenic granites experienced a complex evolution process.

### Acknowledgements

The authors received guidance and encouragement from Ban Yizhong and Zhu Yunhe of Nanjing Center, China Geological Survey. Li Quanzhong of HeFei University of Technology helped zircon testing, Zhang Peixuan of Langfang Credibility and Integrity Company separated zircon, Yuan Qiuyun of Beijing Gaonian Technology Co., Ltd completed the CL and BSE image. The authors hereby express sincere appreciation to all of them. This study was supported by China Geological Survey (1212011120813; 1212011120811; 1212010881305; 1212010533003; 12120114015701 and DD20160037).

### References

Belousova E A, Griffin W L, O'Reilly S Y, et al. Igneous zircon: Trace element composition as an indicator of source rock type[J]. *Contributions to Mineralogy and Petrology*, 2002, 143:602-622.

Fan Feipeng, Xiao Huiliang, Chen Lezhu, Bao Xiaoming, Cai Yitao, Zhou Yan, Wu Ling and Wu Hanyu. 2013. The Geochemistry and Geological Significance of Nanshan W-Sn-Polymetallic Deposit[J]. *Metal Mine*, (09):121-125(in Chinese).

Siebel W, Schmitt A K, Martin D, et al. Prolonged mantle residence of zircon xenocrysts from the western Eger rift[J]. *Nature*, 2009(2):886-890.

Taylor S R, McLennan S M. 1985. The Continental Crust: Its Composition and Evolution. *Oxford: Blackwell*, 1-328.

Xiao Huiliang, Chen Lezhu, Wu Hanyu, Bao Xiaoming, Zhou Yan, Wu Ling, Fan Feipeng and Yao Zhenghong. 2008. Discovery of Nanshan W-Mo-polymetallic deposit in northern Guangdong Province and its significance[J]. *Geological Journal of China Universities*, 14 (04) :558-564(in Chinese).

Xiao Huiliang, Chen Lezhu, Bao Xiaoming, Zhou Yan, Fan Feipeng, Wu Ling, Wu Hanyu and Yao Zhenghong. 2010. Characteristics and resource potentiality of Nanshan W-Sn-Mo-Bi polymetallic deposit in Shixing county, Guangdong province[J]. *Resources Survey & Environment*, 31(04):271-277(in Chinese).

Xiao Huiliang, Chen Lezhu, Bao Xiaoming, Fan Feipeng, Zhou Yan, Yao Zhenghong, Wu Ling and Wu Hanyu. 2013. The prospecting for W-Sn polymetallic ore deposits in Shixing county, Guangdong[J]. *Geological Journal of China Universities*, 2013, 02:213-219(in Chinese).